




How to check the battery level of base station battery pack





Overview

For packs with an LCD screen, simply press the power button or shake the device gently. The screen should light up for a few seconds showing you current battery percentage. If your external battery pack didn't come with a display, you can buy clip-on LCD indicators pretty cheaply.

For packs with an LCD screen, simply press the power button or shake the device gently. The screen should light up for a few seconds showing you current battery percentage. If your external battery pack didn't come with a display, you can buy clip-on LCD indicators pretty cheaply.

In this step-by-step guide, as a professional lithium battery packs manufacturer, I will show you the easiest ways to view the battery level percentage on any portable charger or power bank. The quickest way to gauge remaining battery capacity is to look for indicator lights on your power bank.

Most of the backup lithium battery power stations we supply come with built-in battery level indicators. These are usually LED lights or digital displays. LED lights are a simple and common way to show the battery level. Usually, there are a series of lights on the power station. For example, if.

Quick answer: check the battery percentage, LED lights, or app alerts. Still blinking?

Stick around—we'll break down charge clues, beep signals, and battery-saving tips to keep your power buddy juiced and drama-free. If you want to get the best out of your power station, it helps to understand how.

When the safety switch is in the up (ARMED) position, the CID will display the percentage of battery power remaining. Remaining capacity will display in 20 percent increments. When the battery level drops to 20 percent, Axon recommends that the battery pack be replaced. to the up (ARMED) position.

indicator is not A active). Short-circuiting the contact pads of the battery pack while the battery pack is active on the transceiver screen. To call up the battery monitor on the on-screen menu, activate the BAT" function (1, Fig. 2). The transceiver will display the battery input voltage (2), the.



The following table describes the states of the charge status LED located on the front panel. No external power is connected and the unit is either switched off or running off the internal battery. Unit is connected to a power supply and fast charging is complete or the battery does not need fast.



How to check the battery level of base station battery pack



[How to Accurately Check Your Battery Charge Level](#)

Understanding your battery's true charge level requires more than just reading percentage indicators. We've explored how voltage ...

[Base Station Battery Failure , SimpliSafe Support ...](#)

If there is a technical issue with the batteries, or if the Base Station is having trouble keeping them charged, you may receive a Keypad warning or ...



How to check the battery level of a backup lithium battery power station?

Checking the battery level of a backup lithium battery power station is easy and essential. Whether it's through built - in indicators, mobile apps, BMS, or manual voltage checks, there ...


Battery Pack LAB599 BP-500

To check the battery level, press the button (3, Fig. 1), the four-segment display (4) will show the charge level corresponding to in percent: 25, 50, 75, 100%.




[How to check the battery charge level and battery charging](#)

Four things need to be done to check the current battery charge level and the battery charging status on a Captuvo. The below code snippet shows what needs to be done.



[How the Base battery works: A complete guide to grid ...](#)

The charge level of your Base battery will naturally fluctuate over time, rising and falling throughout a multi-day cycle. This is a normal and necessary part of how the system operates, ...



[How to Accurately Check Your Battery Charge Level](#)

Understanding your battery's true charge level requires more than just reading percentage indicators. We've explored how voltage tests, coulomb counting, and advanced ...



[How the Base battery works: A complete guide to ...](#)

The charge level of your Base battery will naturally fluctuate over time, rising and falling throughout a multi-day cycle. This is a normal and necessary ...



Is Your Portable Power Station Fully Charged? Here's How to Tell

Not sure if your Portable Power Station is full or just faking it? Quick answer: check the battery percentage, LED lights, or app alerts. Still blinking? Stick around--we'll break down ...

[Base Station Battery Failure , SimpliSafe Support Home](#)

If there is a technical issue with the batteries, or if the Base Station is having trouble keeping them charged, you may receive a Keypad warning or Base Station announcement to notify you of ...



[How to See Battery Pack Percentage? 4 Simple ...](#)

In this step-by-step guide, as a professional lithium battery packs manufacturer, I will show you the easiest ways to view the battery ...



[Viewing the battery pack information](#)

When the safety switch is in the up (ARMED) position, the CID will display the percentage of battery power remaining. Remaining capacity will display in 20 percent increments.



[How to See Battery Pack Percentage? 4 Simple Methods](#)

In this step-by-step guide, as a professional lithium battery packs manufacturer, I will show you the easiest ways to view the battery level percentage on any portable charger or ...

[Is Your Portable Power Station Fully Charged?](#)

Not sure if your Portable Power Station is full or just faking it? Quick answer: check the battery percentage, LED lights, or app alerts. ...



13

The following table describes the symbols showing battery and charging status in the top right corner of the display when the Base Station is switched on. Unit is connected to a ...



How to check the battery level of a backup lithium battery power ...

Checking the battery level of a backup lithium battery power station is easy and essential. Whether it's through built - in indicators, mobile apps, BMS, or manual voltage checks, there ...





Contact Us

For inquiries, pricing, or partnerships:

<https://www.sccd-sk.eu>

Phone: +32 2 808 71 94

Email: info@sccd-sk.eu

Scan QR code for WhatsApp.

