



# Three capacitors for three-phase inverter





## Overview

---

Conventional multi-level inverters such as neutral point clamped and flying capacitor inverters do not have boosting capability and self-balanced capacitor voltage. Thus, in this paper, we propose a novel three-level inverter based on switched capacitors to.

Conventional multi-level inverters such as neutral point clamped and flying capacitor inverters do not have boosting capability and self-balanced capacitor voltage. Thus, in this paper, we propose a novel three-level inverter based on switched capacitors to.

Eliminates the need for capacitors in series and balancing resistors. Extensive custom design and manufacturing capability to optimize performance, fit, reduce size and cost. The word snub means to rebuff, spurn, repulse, give someone the cold shoulder, shortened at the end. IGBT Snubber: A device.

In a 100 kW, 3-phase Voltage Source Inverter (VSI) drive, the DC-link plays a crucial role in providing a stable voltage for the inverter stage. But designing the right capacitor bank requires careful consideration of ripple current and voltage requirements. Let's break it down! □□ 3-Phase Motor.

Design and analysis of three-phase inverters used in electric drive applications such as aerospace, electric vehicles, and pumping applications. Different wide bandgap (WBG) semiconductor technologies are considered in this analysis. Using SiC MOSFETs and Si IGBTs, two drive systems are developed in.

This paper introduces a mathematical design and analysis of three-phase inverters used in electric drive applications such as aerospace, electric vehicles, and pumping applications. Different wide bandgap (WBG) semiconductor technologies are considered in this analysis. Using SiC MOSFETs and Si.

Conventional multi-level inverters such as neutral point clamped and flying capacitor inverters do not have boosting capability and self-balanced capacitor voltage. Thus, in this paper, we propose a novel three-level inverter based on switched capacitors to solve the above problems. The proposed.


Abstract - For years design engineers have chosen electrolytic capacitor



technology for use as the bus link capacitor on inverter designs. The main attraction has always been the low cost per farad associated with electrolytic capacitors. This paper will present a practical mathematical approach on.



## Three capacitors for three-phase inverter



### A three-phase three-level converter with shared flying capacitors

As specific weight reduction is a work of interest for embedded system applications, this paper presents a topology aiming to optimize volume and mass for a three-level three ...


### Mathematical Design and Analysis of Three-Phase Inverters: ...

9 shows the configuration of the two-level three-phase inverter with the dc-link capacitor and the three-phase SynRM. The three-phase motor current can be described as follows:



### Three-phase three-level boost inverter with self-balanced ...

We propose a new three-level inverter based on switched capacitors to solve the problem of conventional multi-level inverters, which do not have boosting capability and self ...



### [Mathematical Design and Analysis of Three-Phase Inverters](#)

This paper introduces a mathematical design and analysis of three-phase inverters used in electric drive applications such as aerospace, electric



vehicles, and pumping ...



### [A three-phase three-level converter with shared ...](#)

As specific weight reduction is a work of interest for embedded system applications, this paper presents a topology aiming to optimize ...

### [Comprehensive modeling and formulation of split DC link ...](#)

Therefore, this paper aims to bridge this gap by establishing comprehensive model for split DC link capacitors voltage difference and formulate balancing control problem for three ...



 LFP 48V 100Ah



### [How to Size & Arrange DC-Link Capacitors in a 3-Phase](#)

But designing the right capacitor bank requires careful consideration of ripple current and voltage requirements. Let's break it down!



## CAPACITORS

The AC output filter is a low pass filter (LPF) that blocks high frequency PWM currents generated by the inverter. Three phase inductors and capacitors form the low pass filters.




### [How to Size & Arrange DC-Link Capacitors in a 3 ...](#)

But designing the right capacitor bank requires careful consideration of ripple current and voltage requirements. Let's break it down!

## Three-phase three-level boost inverter with self-balanced ...

In this study, we propose a novel topology for the three-level inverter. The proposed inverter has high voltage gain, self-balanced capacitor voltage, and low-voltage stress.

- High energy density and long cycle life
- Modular structure
- No need to replace the battery
- Shorter charging time
- Meets 80% EV car



## Comprehensive modeling and formulation of split DC link capacitors

Therefore, this paper aims to bridge this gap by establishing comprehensive model for split DC link capacitors voltage difference and formulate balancing control problem for three ...



## Minimum Capacitor Current (MC2) Three-Vector Modulation for ...

Abstract: This article presents a novel modulation for a three-phase inverter designed to achieve minimum dc-link capacitor rms current across the entire power factor (PF) ...



## Minimum Capacitor Current (MC2) Three-Vector Modulation for Three-Phase

Abstract: This article presents a novel modulation for a three-phase inverter designed to achieve minimum dc-link capacitor rms current across the entire power factor (PF) ...

## Three-phase three-level boost inverter with self-balanced capacitor

We propose a new three-level inverter based on switched capacitors to solve the problem of conventional multi-level inverters, which do not have boosting capability and self ...



## [Selecting Capacitors for Inverter Applications](#)

In the following representative example a customer wants to replace a bank of aluminum electrolytic capacitors with dry polypropylene film capacitors for an inverter bus link capacitor ...





## Contact Us

---

For inquiries, pricing, or partnerships:

<https://www.sccd-sk.eu>

Phone: +32 2 808 71 94

Email: [info@sccd-sk.eu](mailto:info@sccd-sk.eu)

Scan QR code for WhatsApp.

